

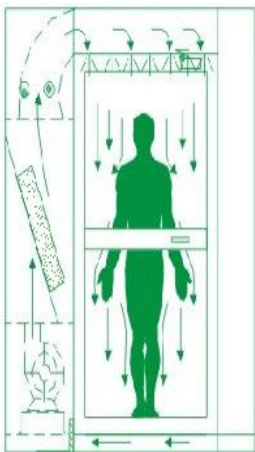
Cleanroom Air Shower



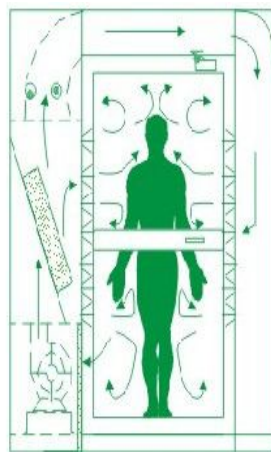
Air Shower is antechamber which is passed through before entering a cleanroom in order to blow off excess dust particles from cleanroom personnel before they enter, to minimize contamination. HEPA filters are generally used to decontaminate a room by filtering out particles greater than 0.3 micron in size.

This kind of local purifying equipment is located between clean room and unclean room. They are designed to blow air in different directions, Single side shower, double-side shower, three-side shower and top shower.

Spraying wind speed usually goes above 25 m/s through stainless steel nozzles.



Top blowing



Two sides blowing

Dimension:

Standard model has stipulated below. Also customized dimension is welcomed.

Delivery:

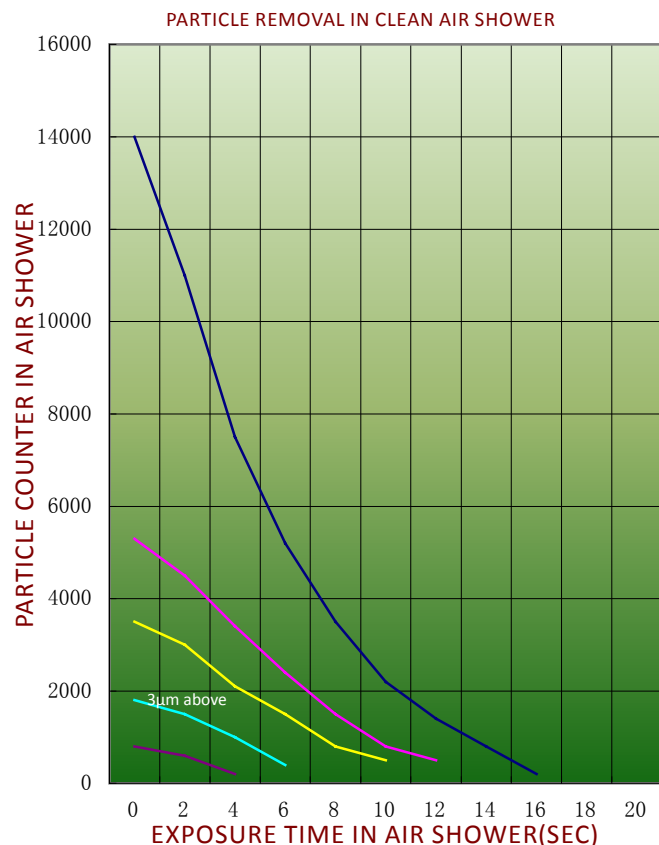
Air Shower can be packed in a wooden crate at fully assembled or knock-down structure.

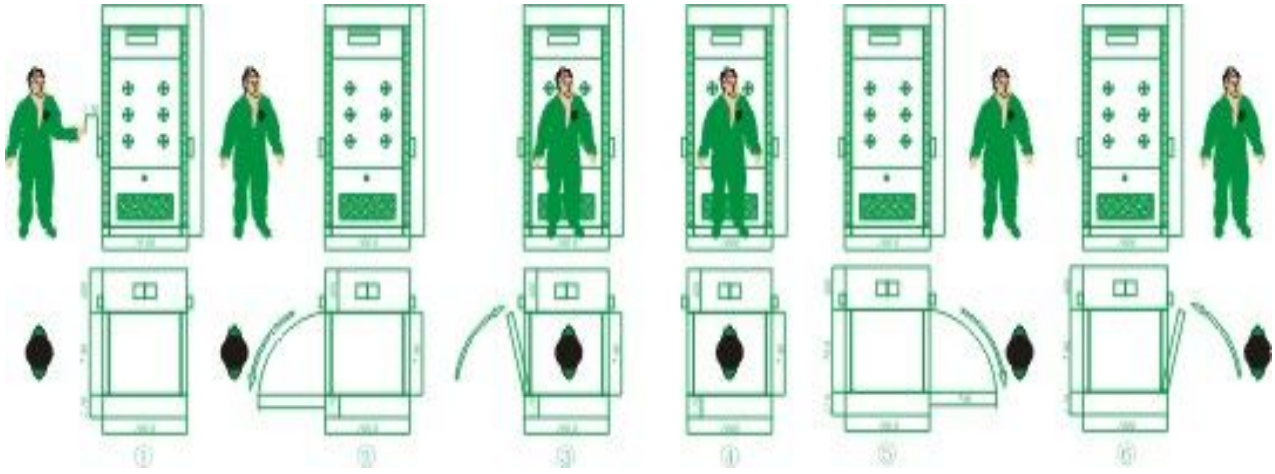
Features and benefits:

- Disposable prefilter
- SS air nozzles
- Energy Efficient
- Microprocessor controller
- High velocity shower jets
- Emergency stop buttons

Application:

- Pharmaceutical
- Micro-electronics
- Semiconductors
- Spraypainting
- Food&Beverage
- Lab animal research





Workflow

Model	J-AR-1000	J-AR-1500	J-AR-2000	J-AR-3000
External Dimension (WxDxH).mm	1240x1000x2050	1240x1500x2050	1240x2000x2050	1240x3000x2050
Internal Dimension (WxDxH).mm	800x860x1930	800x1360x1930	800x1860x1930	800x2860x1930
HEPA FilterDimension	760x610x69-2pc	915x610x69-2pcs	760x610x69-4pcs	760x610x69-6pcs
Q'ty of Nozzles	12 (two sides)	18 (two sides)	24 (two sides)	36 (two sides)
Fan Run(r/m)	2800	2800	2800	2800
Air Shower Time	0-99s Adjustable			
Nozzle Diameter	∅ 38mm			
Wind Speed	15-20m/s			
Noise	62db(A)			
Filter Efficiency	≥99.99@0.3μm			
Power of Fan	380V /50Hz(2 fan)	380V /50Hz(2 fans)	380V /50Hz(4 fans)	380V /50Hz(6 fans)
Max.power(w)	1100W	1100W	2200W	3300W
Approx.Weight	200kgs	300kgs	400kgs	600kgs
Person(s) per cycle	1 person	2 persons	3 persons	4-5 persons
Material Options	1- Coated Iron Sheet. 2-External Coated Iron Sheet, Internal SUS. 3-SUS.			

As part of our continuous improvement, Jowell reserves the rights to change specifications without notice.

Custom Cleanroom Air showers

Jowell can custom manufacture air showers to suit your application. Typical modification include:

- Modified dimensions.
- Automatic sliding door with IR sensor for hands-free operation.
- Multiple modules can be ordered to form 1 tunnel system.
- Units may be manufactured without stainless steel flooring.
- L-shape(right or left hand side) entry profiles.
- Full stainless steel construction.



ZHUOWEI Purification Technology Co., Limited

No.23,ChuangLi Road, ShangSha 2nd Industrial Zone,
ChangAn Town, Dongguan, China,523850

Tel: +86 769 8544 0538 Fax: +86 769 8544 0539

Email: info@zhuowei-filter.com . www.zhuowei-filter.com



© 2013 ZHUOWEI Air Filtration

ZHUOWEI has a policy of continuous product research and development and reserves the right to change design and specification without notice.